

ESTIC ROBOT SYSTEM

ERS series
SCARA



 <https://youtu.be/iGZw4vC5fwl>



New Robot System Proposed by ESTIC

General Screw Tightening Robot

PLC controls the nutrunner and the robot

Ladder Program



Tightening Program



Robot Program



PLC, nutrunners and the robot require separate configurations, programming, and software maintenance.

Cycle delay occurs due to the communication



ESTIC ROBOT SYSTEM

Nutrunner controls the robot

Tightening Program



Robot Program



Only the nutrunner programming is required since the system can be managed centrally.

Reduces cycle time



Significant Reduction of Robot Construction Man-hours

Process of the General Screw Tightening Robot

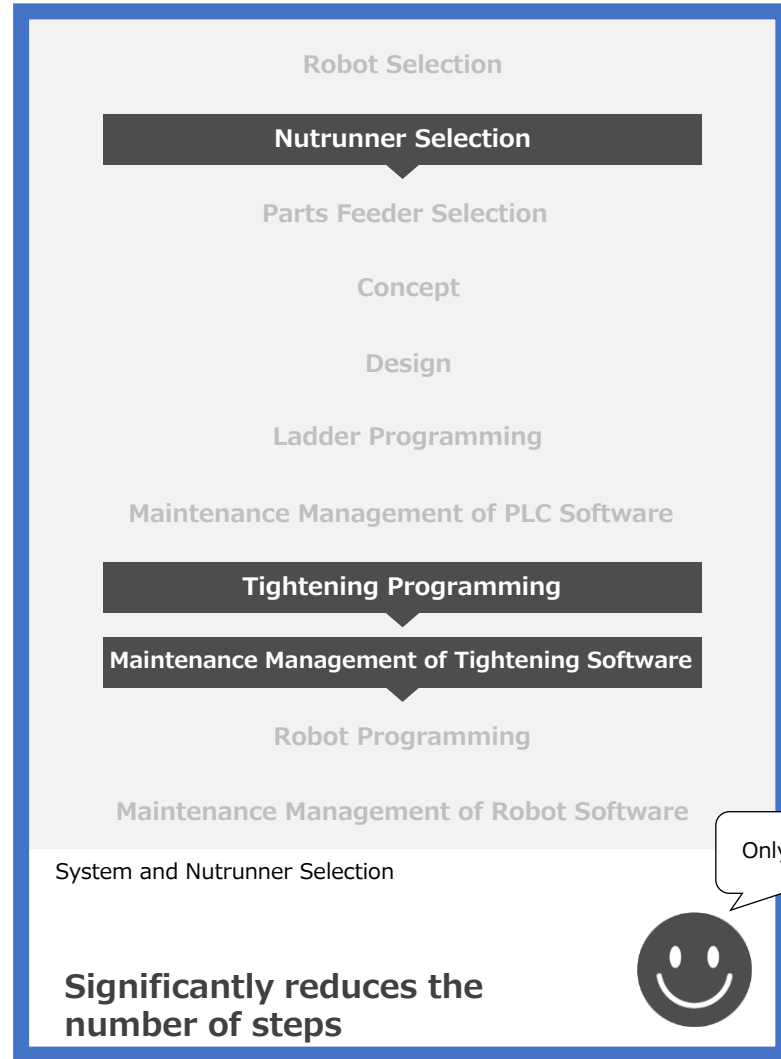


- Does the robot correspond to the reaction force of screw tightening ?
- Is the speed sufficient ?
- Is a magnetic or pneumatic screw feeder used ?
- What about parts supply ?

There are many things to be considered



Process of the ESTIC ROBOT SYSTEM



System and Nutrunner Selection

Significantly reduces the number of steps



Only this !

Features and Benefits

Direct teaching

Simple settings

Tightening points can be taught by moving the robot directly.




Vision position correction function (optional)

Improves productivity

With the correction function of the camera, even the slightest misalignments will not be missed.

Hole misalignment correction function.



Master image



Operating image

Correct position of each tightening points.

Features and Benefits

Z-axis Thrust Control Function

Prevents workpiece overload and cam out by tightening screws or bolts with the appropriate thrust.

Production Guarantee

Dedicated Command

Reduces communication time with the robot by using dedicated commands.

Reduces Cycle Time

Management Software

Robot operations such as screw/bolt receivings and tightenings can be set in a batch on the nutrunner side.

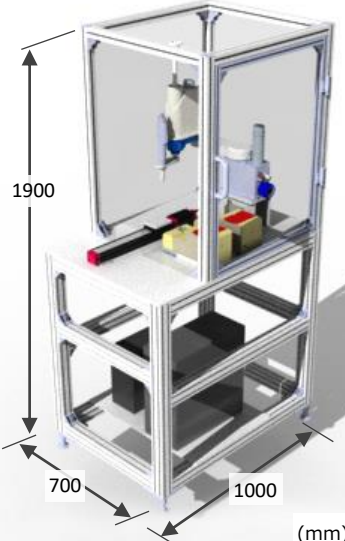
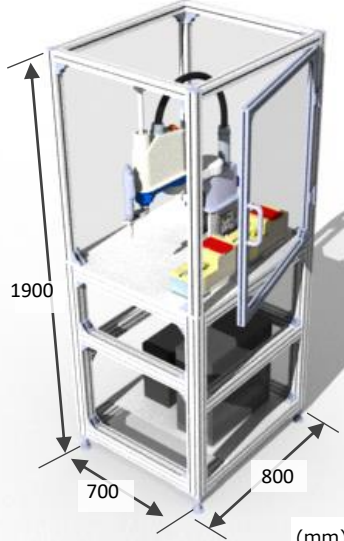
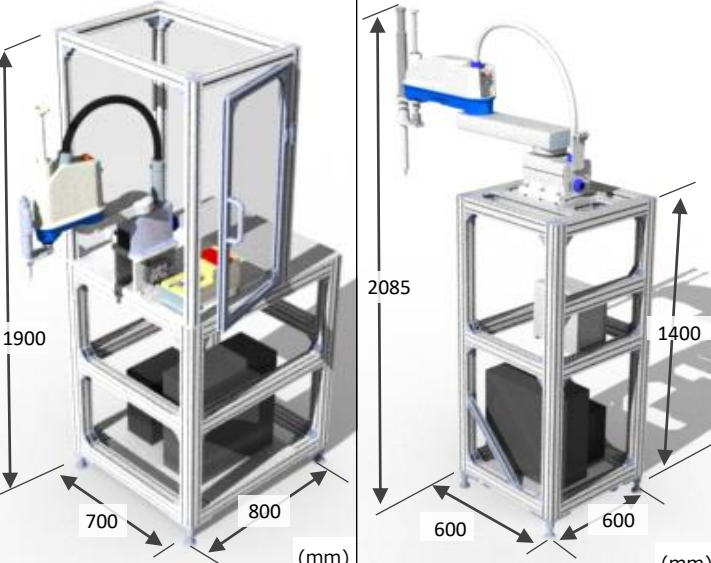
Batch Setting

Step Function

Detailed settings can be made by selecting an item from

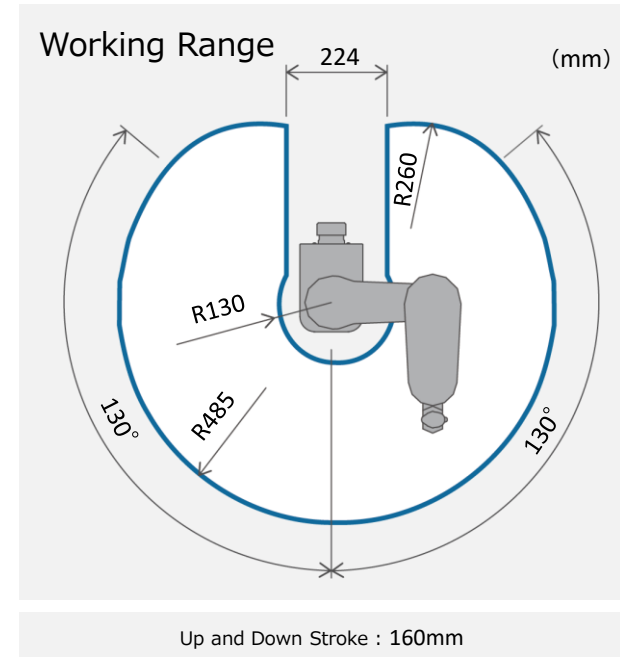
- Tightening
- Move
- Return to the original position
- Skip

Line-up

Image				
Title	ERS-TypeA With workpiece pull-in device	ERS-TypeB Without workpiece pull-in device	ERS-TypeC Conveyor compatible	
Applicable robot	THE400-EM01	THE400-EM01	THE400-EM01	THL900-EN01
Applicable handheld nutrunner	Handy 2000 Micro	Handy 2000 Micro	Handy 2000 Micro	Handy 2000 Touch
Screw capacity *1	M1.7~M6	M1.7~M6	M1.7~M6	M3~M12
Torque range (N·m ft·lb)	0.1~6.0 0.07~4.43	0.1~6.0 0.07~4.43	0.1~6.0 0.07~4.43	1.0~100.0 0.73~73.75
Primary side power supply	Single-phase 200V AC±10% (50/60Hz)	Single-phase 200V AC±10% (50/60Hz)	Single-phase 200V AC±10% (50/60Hz)	Single-phase 200V AC±10% (50/60Hz)
Primary air supply	0.4MPa or higher	0.4MPa or higher	0.4MPa or higher	—

*1 Excludes truss head screw

Basic Configuration Robot Model THE400



Component Unit



Nutrunner Unit
(Handy 2000 Micro/Touch)



Robot Unit



Power Unit



Suction Unit

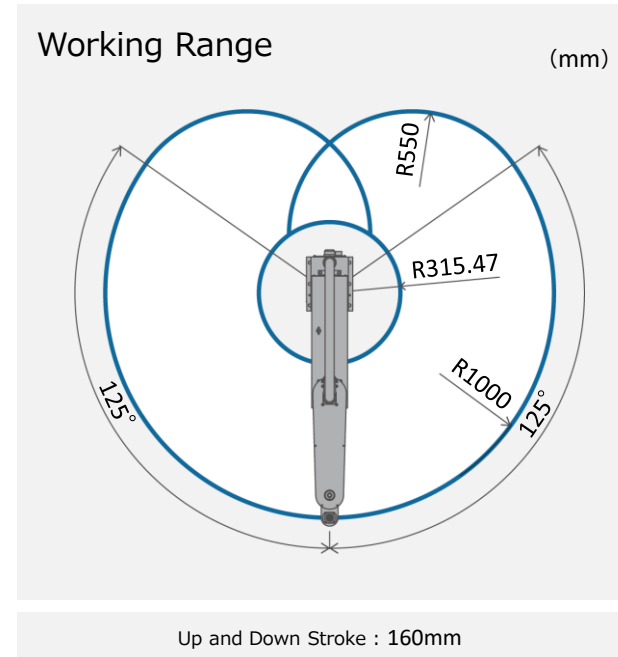


Vacuum Equipment



Parts Feeder

Basic Configuration Robot Model THL900



Component Unit



Nutrunner Unit
(Handy 2000Touch)






Robot Unit



Power Unit



Socket Unit



Specification

○ : Applicable — : Not applicable

	Title	ERS-TypeA	ERS-TypeB	ERS-TypeC	
	Applicable Robot	THE400-EM01	THE400-EM01	THE400-EM01	THL900-EN01
Specification Contents	Robot stand	✓	✓	✓	✓
	Casters (4 wheels)	✓	✓	✓	✓
	Adjuster	✓	✓	✓	✓
	Anchor bracket	✓	✓	✓	✓
	Anchor bolt	✓	✓	✓	✓
	Handheld nutrunner controller	Handy 2000 Micro/Touch	Handy 2000 Micro/Touch	Handy 2000 Micro/Touch	Handy 2000 Touch
	Handheld nutrunner tool unit	✓	✓	✓	✓
	Power unit	✓	✓	✓	✓
	SCARA robot	✓	✓	✓	✓
	Robot controller	✓	✓	✓	✓
	3 positions switch box	✓	✓	✓	N/A
	Applicable pallet size (jig)	200×200mm	350×250mm	350×250mm	850×450mm
	Workpiece jig	N/A	N/A	N/A	N/A
	Air supply	✓	✓	✓	N/A *1
	Screw holding method	Air suction	Air suction	Air suction	Magnet *2
	Parts feeder	✓ (One machine)	✓ (One machine)	✓ (One machine)	N/A
	Workpiece pull-in	✓	N/A	N/A	N/A
Workpiece pull-in method	Electric slider	N/A	N/A	N/A	
Area sensor	N/A	One surface (front)	N/A	N/A	
Safety cover (without electromagnetic lock)	4 sides	3 sides	4 sides	N/A	
Option	Area sensor	○	Standard equipment (front only)	○	—
	Electronic door lock	○	○	○	—
	Adding parts feeder	○	○	○	— *2
	Vision sensor	○ (Up to 4 units are possible)	○ (Up to 4 units are possible)	○ (Up to 4 units are possible)	—
	Signal tower	○	○	○	—
	Teaching pendant	○	○	○	○
	Management software	○	○	○	○
	Socket change function	—	—	—	○

*1 Pneumatic adsorption is possible. (However, it depends on the bolt size) *2 Custom-made is possible. Please contact our sales team.



ESTIC CORPORATION

1-2-16 Togodori,
Moriguchi-city, Osaka,
570-0041 Japan



JP : www.estic.co.jp
EN : www.estic.co.jp/en/
CN : www.estic.co.jp/cn/



www.linkedin.com/company/estic-corporation



www.youtube.com/user/EsticCorporation